
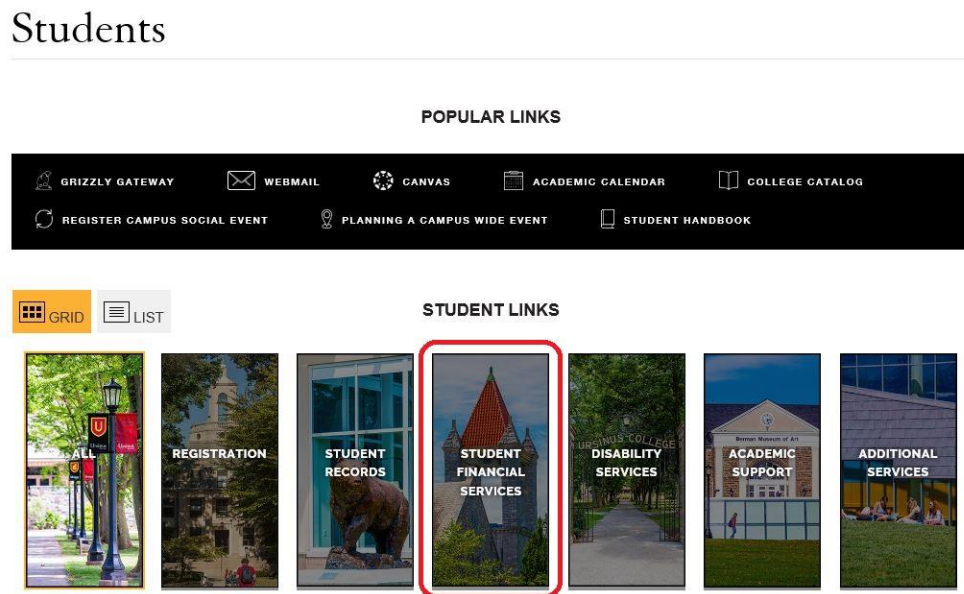


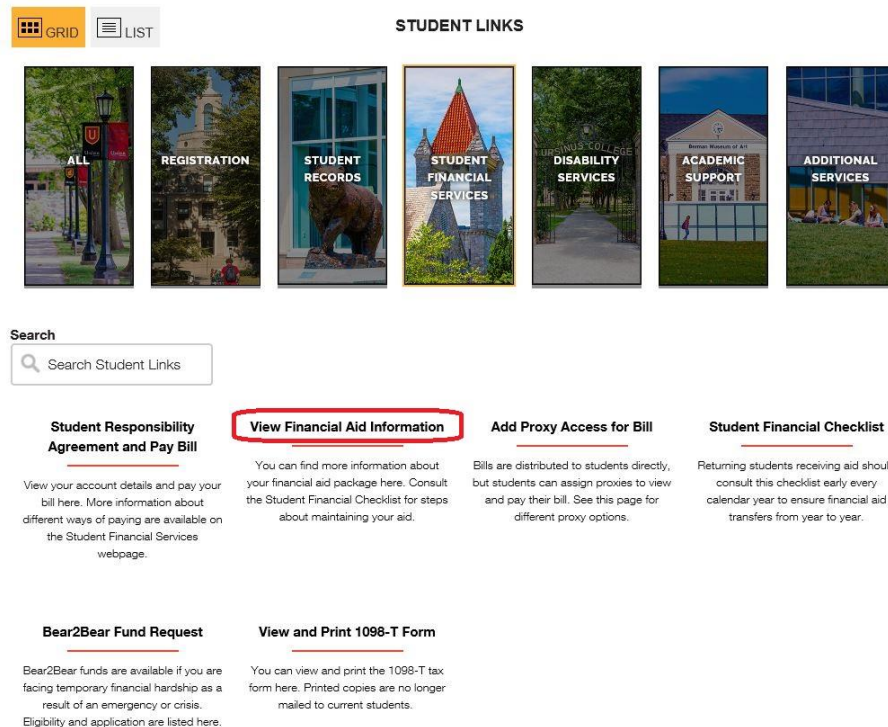
1. Go to www.ursinus.edu and click the “Students” button (upper right of page)




2. On the Students page, click on the “Student Financial Services” button





3. On the Student Financial Services page, click on “View Financial Aid Information”



4. Sign in using your Ursinus credentials (username and password) and click the blue “Sign In” button

Connecting to 
Sign-in with your Ursinus College account to access Okta SAML

 Ursinus College



Sign In

Username




Password


☐ Remember me

Sign In

Need help signing in?

5. Click on the “Financial Aid” drop-down



 **Ursinus College**

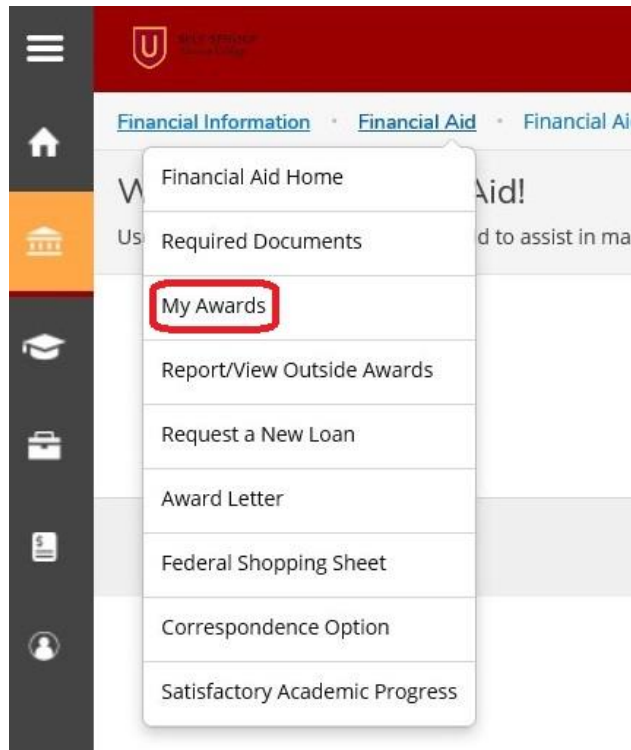
[Financial Information](#) · **Financial Aid** · [Financial Aid Home](#)

Welcome to Financial Aid!

Use Colleague Self-Service Financial Aid to assist in managing your Financial Aid package from submission to completion.

OPTION 1

6. Click “My Awards” on the Student Finance drop-down



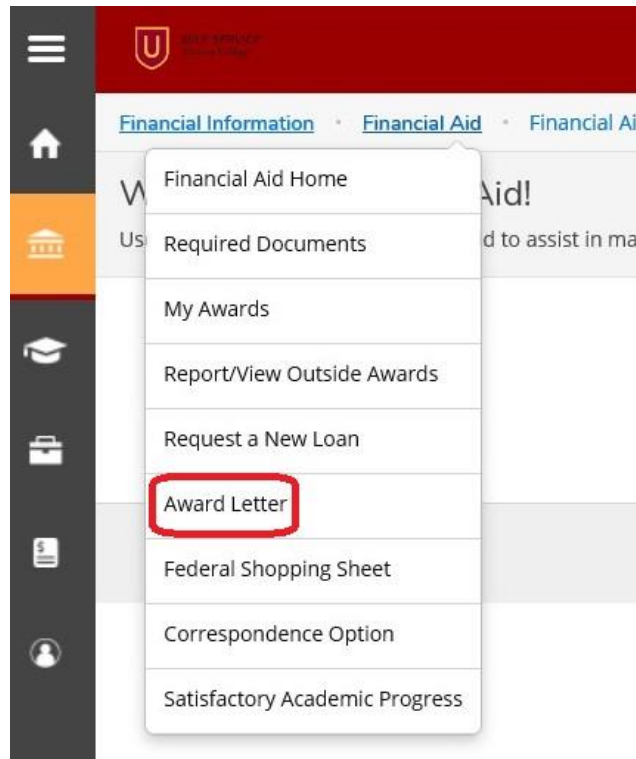
7. Below is an example of the My Awards Page

- a. If you wish to decline your Federal Direct Subsidized or Unsubsidized Loans or Federal Work Study, you can click on “View award” for an individual award and request removal or adjustment of the award there

A screenshot of the 'My Awards' page in a web application. The page has a red header bar with the university logo and navigation links. Below the header, there is a section titled 'My Awards' with a subtitle 'You can accept or decline awards, and update your loan amounts.' A dropdown menu for 'Select an Award Year' is set to '2019/2020 Academic Year'. A green banner message states: 'Your most recent Satisfactory Academic Progress (SAP) evaluation has a(n) Satisfactory Progress status. Please contact your Financial Aid Counselor if you need further assistance.' Below this, the text 'You have the following Awards' is followed by a disclaimer: 'Your award package assumes you will be enrolled full-time. If you enroll less than full-time, the financial aid you actually receive may be less than what is stated here. Please contact your Financial Aid counselor if you have questions about your enrollment status.' A link 'View Disbursement Info' is provided. A table lists the awards, with columns for Award, Status, Total Awarded Amount, Fall 2019, and Spring 2020. The table shows two awards: 'Ursinus Scholarship' and 'UC Fund', both with a status of 'Accepted'.

OPTION 2

8. If you wish to view a copy of your award letter, you can



9. Below is an example of the award letter available on the self-service portal of the Grizzly Gateway

